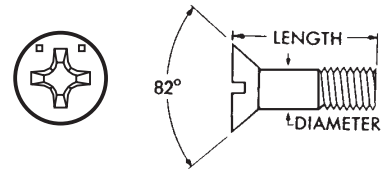


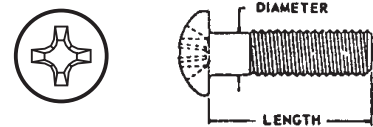
MS35190 cross recessed machine screws. Replaces AN505R. 82° flat head. Carbon steel, cadmium-plated, UNC-2A.



Part No.	Thread	Length	AN505R Dash No.
MS35190-221	4-40	¼"	-4R4
MS35190-225		½"	-4R8
MS35190-234	6-32	¼"	-6R4
MS35190-236		¾"	-6R6
MS35190-238		½"	-6R8

Part No.	Thread	Length	AN505R Dash No.
MS35190-239	6-32	⅝"	-6R10
MS35190-240		¾"	-6R12
MS35190-250	8-32	⅝"	-8R5
MS35190-253		½"	-8R8
MS35190-254		⅝"	-9R10

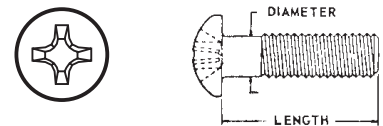
MS35206 cross recessed machine screws. Replaces AN515R. Pan head. Carbon steel, cadmium-plated, UNC-2A.



Part No.	Thread	Length	AN515R Dash No.
MS35206-203	2-56	¼"	-2R4
MS35206-206		⅜"	-2R7
MS35206-207		½"	-2R8
MS35206-208		⅝"	-2R10
MS35206-209		¾"	-2R12
MS35206-213	4-40	¼"	-4R4
MS35206-214		⅜"	-4R5
MS35206-215		½"	-4R6
MS35206-216		¾"	-4R7
MS35206-217		½"	-4R8
MS35206-218		⅝"	-4R10
MS35206-219		¾"	-4R12
MS35206-221		1"	-4R16
MS35206-222		1¼"	-4R20
MS35206-223		1½"	-4R24
MS35206-226	6-32	¼"	-6R4
MS35206-227		⅜"	-6R5
MS35206-228		½"	-6R6
MS35206-229		⅝"	-6R7
MS35206-230		¾"	-6R8
MS35206-231		½"	-6R10
MS35206-232		¾"	-6R12
MS35206-233		½"	-6R16

Part No.	Thread	Length	AN515R Dash No.
MS35206-234	6-32	1"	-6R20
MS35206-235		1¼"	-6R24
MS35206-236		1½"	-6R20
MS35206-238		2"	-6R24
MS35206-241		¼"	-8R4
MS35206-242	8-32	⅝"	-8R5
MS35206-243		¾"	-8R6
MS35206-244		½"	-8R7
MS35206-245		¾"	-8R8
MS35206-246		½"	-8R10
MS35206-247		¾"	-8R12
MS35206-248		⅝"	-8R14
MS35206-249		1"	-8R16
MS35206-250		1¼"	-8R20
MS35206-251		1½"	-8R24
MS35206-253	10-24	2"	-8R32
MS35206-261		⅝"	-8R10
MS35206-262		¾"	-8R12
MS35206-263		½"	-8R14
MS35206-264		⅝"	-8R16
MS35206-265		¾"	-8R20
MS35206-266		⅝"	-8R24
MS35206-267	1"	-8R32	

MS35207 cross recessed machine screws. Replaces AN520 and AN520R. Pan head. Carbon steel, cadmium-plated, UNF-2A.



Part No.	Thread	Length	AN520 Dash No.	MS35205 MS35209 MS35211	MS35222 MS35224 MS35226 MS35228
MS35207-224	6-40	⅝"	—	-21	-24
MS35207-225		¾"	—	-22	-25
MS35207-226		½"	AN520-6R4	-23	-26
MS35207-227		⅝"	AN520-6R5	-24	-27
MS35207-228		¾"	AN520-6R6	-25	-28
MS35207-229		½"	AN520-6R7	-26	-29
MS35207-230		¾"	AN520-6R9	-27	-30
MS35207-231		⅝"	AN520-6R10	-28	-31
MS35207-232		¾"	AN520-6R12	-29	-32
MS35207-233		½"	AN520-6R14	-30	-33
MS35207-234		1"	AN520-6R16	-31	-34
MS35207-235		1¼"	AN520-6R20	-32	-35

Part No.	Thread	Length	AN520 Dash No.	MS35205 MS35209 MS35211	MS35222 MS35224 MS35226 MS35228	
MS35207-236	6-40	1½"	AN520-6R24	-33	-36	
MS35207-237		1¾"	AN520-6R28	-34	-37	
MS35207-238		2"	AN520-6R32	-35	-38	
MS35207-239		8-36	⅝"	—	-36	-39
MS35207-240			¾"	—	-37	-40
MS35207-241			½"	AN520-8R4	-38	-41
MS35207-242			¾"	AN520-8R5	-39	-42
MS35207-243			⅝"	AN520-8R6	-40	-43
MS35207-244			¾"	AN520-8R7	-41	-44
MS35207-245			½"	AN520-8R9	-42	-45
MS35207-246			¾"	AN520-8R10	-43	-46
MS35207-247			⅝"	AN520-8R12	-44	-47

