



Cabin cleaning solutions

Business and General Aviation

Global Services





Cabin

- Remediation of Thermoplastic Staining and Prevention
 - MicroGreen™ Elite
 - Deep Cleaning Sponges
 - Sani-Cide EX3
 - Next Generation Interior Cleaner Complete
 - IPA Wipes
- Carpet Stains and Odors
 - HiFo-Clean
 - Biozyme EX3
- Cabin and Lavatory Odors
 - Next Generation Interior Cleaner Complete
 - Sani-Cide EX3
 - Biozyme EX3
 - JetScent® Cabin Spray



Celeste Industries Corporation is a global specialty chemical company focused on the development of value-added cleaning, maintenance, and odor control products serving the aviation market. They work with airlines and aircraft OEMs to develop improved maintenance solutions; by combining their expertise in cleaning chemicals and applications technology with modern scientific advancements, they are able to quickly develop complete system solutions for difficult cleaning, maintenance, and odor control tasks.

Celeste blends together chemistry and creativity to bring the latest and greatest cleaning technologies and programs to their customers. Their portfolio of products includes a wide range of products from toilet line cleaners and descalers to hand soaps and air fresheners. All Celeste products meet the specific requirements of the aviation industry and are unmatched in quality and cost-effective performance.

Celeste's product portfolio is composed of water-based chemistry and green solvents, all of which meet industry material compatibility testing and standards. They pride themselves on providing safe, thoroughly tested, and effective high-quality products that meet customer needs.

Remediation of Thermoplastic Staining and Prevention

Thermoplastic staining can occur when incompatible cleaners are used on newer, fire-retardant plastics commonly found on interior surfaces such as tray tables and window shades. This staining can cause the plastics to look old and dirty and can ruin the look of the aircraft. However, the effects of this staining can be removed with Celeste MicroGreen Elite, and cleaning with Celeste cleaners can prevent future staining.

Factors involved with compatibility:

- Plastic type
- Plastic grade
- Cleaner chemistry
- Dwell time
- Temperature



Cleaning Package:

Celeste MicroGreen Elite
and Deep Cleaning Sponge

Celeste Sani-Cide EX3 or NG Interior
Cleaner Complete and IPA



Part Number	Description
LS4500QT1	MicroGreen Elite (quarts) Click here for all sizes
SPS3542	Deep Cleaning Sponges
LSSCIDEX3QT	Sani-Cide EX3 (quarts) Click here for all sizes
SPNG85000QT	Next Generation Interior Cleaner Complete (quarts) Click here for all sizes
TRIPA	IPA Wipes

Application Instructions

1. Apply quarter sized amount of MicroGreen Elite to the Deep Cleaning Sponge.
2. Scrub stained surface vigorously until stain is gone.
3. Repeat as needed to completely remove stains from surface.
4. Rinse part with water. Improper rinsing may result in further staining.
5. Clean part with Sani-Cide EX3 or NG Interior Cleaner Complete
To prevent future staining, follow subsequent cleanings with Sani-Cide EX3 or NG Interior Cleaner Complete for hard surfaces in cabins or IPA wipes in cockpits.



Left side: After cleaning with MicroGreen Elite



Effects of Thermoplastic Staining

Carpet Stains and Odors

Carpets are traditionally cleaned using a wet extraction process to remove stains. These cleaners can soak through carpets causing corrosion underneath. Celeste's high foaming, low moisture carpet cleaner cleans and dries quickly allowing customers to avoid potential corrosion, wet dog smell, and the use of specialized equipment.

Cleaning Package:


HiFo-Clean and Biozyme EX3
Enzymatic Cleaner/Deodorizer



Part Number	Description
LSHIFOGAL	HiFo-Clean (gallons)
LS7200QT	Biozyme EX3 Enzymatic Cleaner/Deodorizer (quarts)
	Click here for all sizes

Application Instructions

1. Apply HiFo-Clean to carpet with a foaming sprayer.
2. Agitate surface with motorized brush or brush by hand.
3. After surface is dry (approximately 30 minutes), vacuum clean.
4. Shake Biozyme EX3 and spray onto carpets to keep moldy, mildewy smells from forming



After only 10 minutes, HiFo-Clean is dry to the touch, while the "quick drying" wet extraction competitor is still wet.

Cabin and Lavatory Odors

Odors in the cabin can come from numerous sources, such as food residue, garbage receptacles, mold, mildew, lavatory soils, etc. In order to stop odors from multiplying out of control, you need to treat them at the source with proper cleaning, disinfecting, and deodorizing technique. The first step is to clean the surface to remove any gross filth, then apply a disinfectant to kill any bacteria/viruses on the surface. Next apply Celeste's highly specialized deodorizer to attack any lingering odors left on the surface and continue providing long-lasting protection against odors. Finally, freshen the cabin air with a pleasant fragrance.

Cleaning Package:


Celeste Sani-Cide EX3, NG Interior Cleaner Complete, Biozyme EX3 and JetScent Cabin Spray



Part Number	Description
SPNG85000QT	Next Generation Interior Cleaner Complete (quarts) Click here for all sizes
LSSCIDEX3QT	Sani-Cide EX3 (quarts) Click here for all sizes
LS7200QT	Biozyme EX3 Enzymatic Cleaner/Deodorizer (quarts) Click here for all sizes
LS6800C	JetScent Cabin Spray

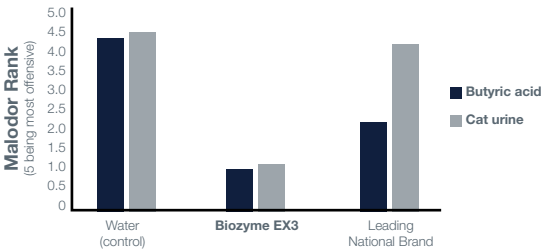
Application Instructions

1. Clean soils from surfaces with either Sani-Cide EX3 or NG Interior Cleaner Complete.
2. Shake Biozyme EX3 and spray onto surfaces around toilet bowl, shroud, floor, carpets, seat belts, or any area where odors typically form.
3. Freshen the air by spraying with JetScent Cabin Spray.



From left to right: Sani-cide EX3, NG Interior Cleaner Complete, leading competitor product

Comparing Efficiency Against Butyric Acid and Cat Urine



Note: Butyric acids the odor associated with sweat and garbage.

Boeing Product Numbers and Descriptions

For your convenience, part numbers are linked to the shop.boeing.com/aviation-supply product pages.

Remediation of Thermoplastic Staining and Prevention

Part Number	Description
LS4500QT1	MicroGreen Elite (quarts) Click here for all sizes
SPS3542	Deep Cleaning Sponges
LSSCIDEX3QT	Sani-Cide EX3 (quarts) Click here for all sizes
SPNG85000QT	Next Generation Interior Cleaner Complete (quarts) Click here for all sizes
TRIPA	IPA Wipes

Carpet Stains and Odors

Part Number	Description
LSHIFOGAL	HiFo-Clean (gallons)
LS7200QT	Biozyme EX3 Enzymatic Cleaner/Deodorizer (quarts) Click here for all sizes

Cabin and Lavatory Odors

Part Number	Description
SPNG85000QT	Next Generation Interior Cleaner Complete (quarts) Click here for all sizes
LSSCIDEX3QT	Sani-Cide EX3 (quarts) Click here for all sizes
LS7200QT	Biozyme EX3 Enzymatic Cleaner/Deodorizer (quarts) Click here for all sizes
LS6800C	JetScent Cabin Spray

Notes

Notes

Notes

